

# PEELED RIVET

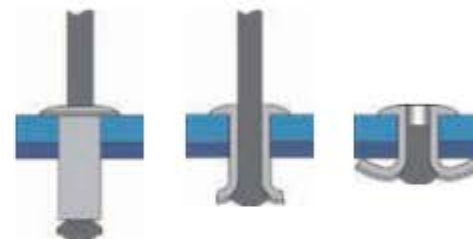
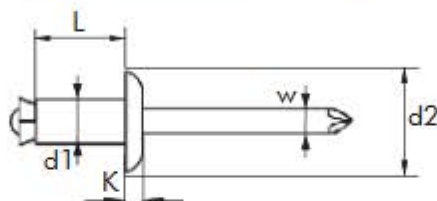
Dome head







# STEEL/STEEL



BODY: Steel Zincplated A3K

MANDREL: Steel Zincplated A1K



d1 Ø mm	L Nominal mm	 mm	d2 Ø mm	K mm	W Ø mm	PACKAGING		 E mm MIN. MÁX.	 (N)	 (N)	REFERENCE
						 Inner	 Outer				
<b>4,2</b>	<b>9,0</b>	4,30-4,40	7,80	1,20	2,45	3.000		5,0	1000	1200	G1850004009

Tests according to EN ISO 14589

