

STEEL/STEEL

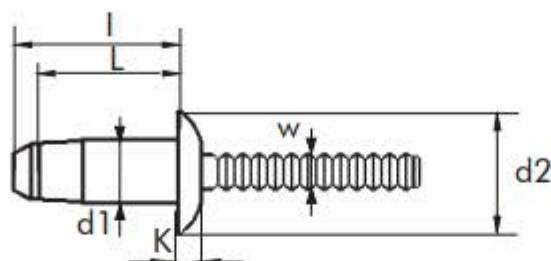
HARDLOCK RIVET


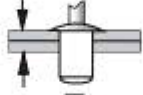




Dome head



BODY: Steel Zincplated A3K

MANDREL: Steel Zincplated A2K



d1 ∅ mm	L Nominal mm	 mm	d2 ∅ mm	K mm	W ∅ mm	PACKAGING		I Max. mm	 E mm MIN. MAX.	 (N)	 (N)	REFERENCE
						 Inner	 Outer					
6,4	10,5	6,70-6,90	13,10	2,60	4,00		1.500	15,0	2,8 - 4,8	12000	8800	G1884006410
	12,5						1.000	17,0	4,8 - 6,8	12500	8800	G1884006412
	14,5						1.000	19,0	6,8 - 8,8	14000	8800	G1884006414
	16,5						1.000	21,0	8,8 - 10,8	15000	8800	G1884006416
	18,5						1.000	23,0	10,8 - 12,8	16000	8800	G1884006418
	20,5						1.000	25,0	12,8 - 14,8	16000	8800	G1884006420
	22,5						1.000	27,0	14,8 - 16,8	16000	8800	G1884006422

Tests according to EN ISO 14589

Note: Under request we do manufacture steel blind rivets with head (d2) to 19mm.

