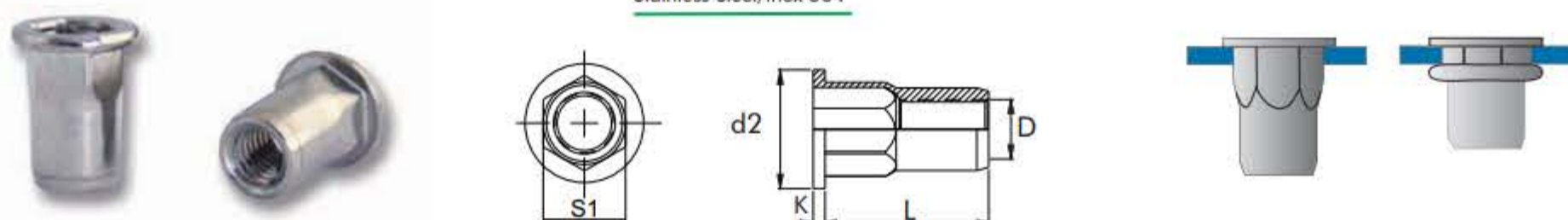


HALF-HEXAGON INSERT NUT

Large head - open end

STAINLESS STEEL

Stainless Steel/inox 304



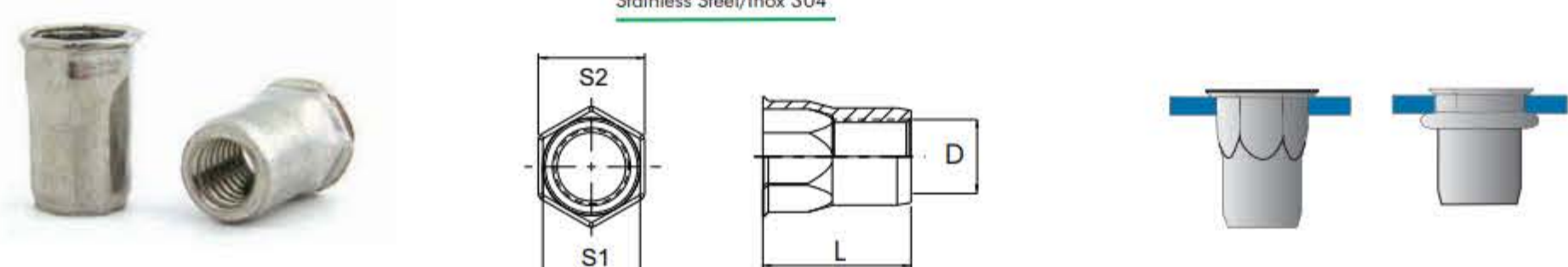
D	E MIN. mm MAX.	L Nominal mm	S1 Ø mm	d2 Ø mm	K mm	mm	PACKAGING		(N)	(N)	(Nm)	REFERENCE
							Inner	Outer				
M 5	0,5 - 3,0	12,00	6,90	10,00	1,50	7,10	500	4.000	3300	13200	9,1	0333105007
M 6	0,5 - 3,0	14,00	8,90	12,00	1,50	9,10	250	2.000	7700	21600	19,7	0333106009
M 8	0,5 - 3,0	16,00	10,90	15,00	1,50	11,10	250	1.500	11200	36300	26,5	0333108011

HALF-HEXAGON INSERT NUT

Reduced head - open end

STAINLESS STEEL

Stainless Steel/Inox 304



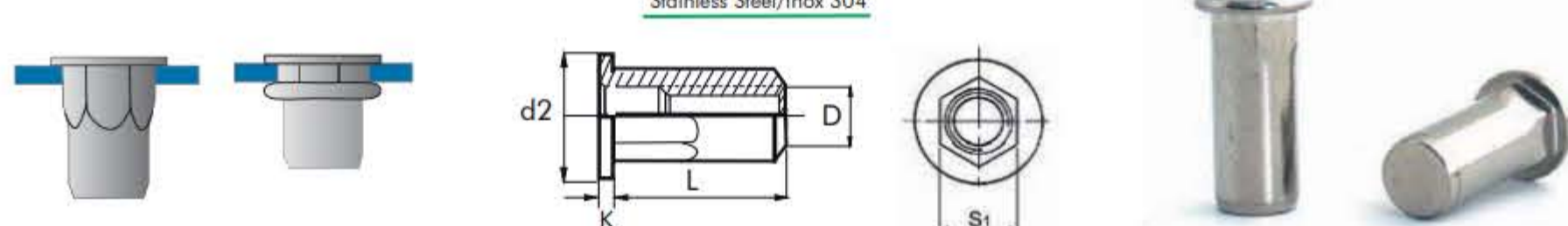
D	E MIN. mm MAX.	L Nominal mm	S1 Ø mm	S2 Ø mm	mm	PACKAGING		(N)	(N)	(Nm)	REFERENCE
						Inner	Outer				
M 4	0,5 - 2,5	11,00	5,90	7,00	6,00	500	4.000	2900	7900	4,6	0333204006
M 5	0,5 - 3,0	12,00	6,90	8,00	7,00	500	4.000	5000	15800	8,8	0333205007
M 6	0,5 - 3,0	14,00	8,90	10,00	9,00	500	3.000	7700	21600	15,5	0333206009
M 8	0,5 - 3,0	16,00	10,90	12,00	11,00	250	1.500	11200	36300	24,5	0333208011
M 10	1,0 - 3,5	19,00	12,90	14,20	13,00	150	900	11400	47800	91,6	0333201013

STAINLESS STEEL

HALF-HEXAGON INSERT NUT

Large head - closed end

Stainless Steel/Inox 304



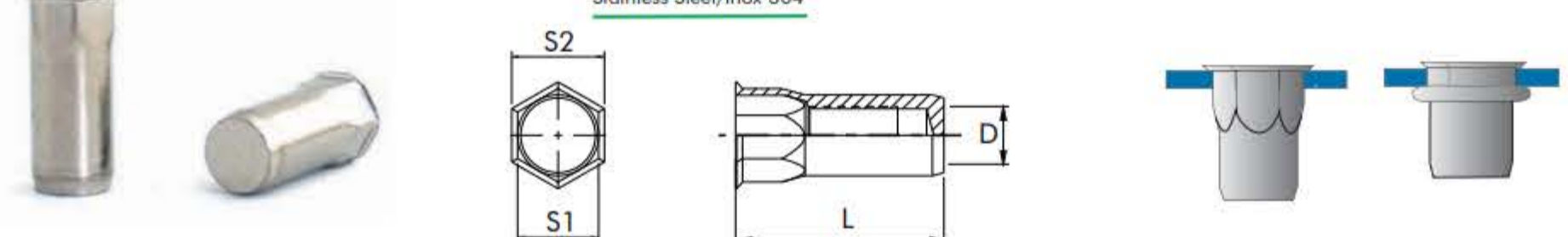
D	E MIN. mm MAX.	L Nominal mm	S1 Ø mm	d2 Ø mm	K mm	mm	PACKAGING		(N)	(N)	(Nm)	REFERENCE
							Inner	Outer				
M 5	0,5 - 2,0	18,00	6,90	10,00	1,00	7,10	500	3.000	7200	15800	9,1	0333405007
M 6	0,5 - 3,0	21,00	8,90	12,00	1,50	9,10	250	1.500	9000	21600	19,7	0333406009
M 8	0,5 - 3,0	23,50	10,90	14,00	1,50	11,10	200	1.200	11200	36300	26,5	0333408011

HALF - HEXAGON INSERT NUT

Reduced head - closed end

STAINLESS STEEL

Stainless Steel/Inox 304



D	E mm	L Nominal mm	S1 Ø mm	S2 Ø mm	mm	PACKAGING		(N)	(N)	(Nm)	REFERENCE
						Inner	Outer				
M 4	0,5 - 2,5	16,00	5,90	7,00	6,10	500	4.000	5600	10000	4,9	0333704006
M 5	0,5 - 3,0	18,00	6,90	8,00	7,10	500	4.000	7200	12000	8,8	0333705007
M 6	0,5 - 3,0	21,00	8,90	10,00	9,10	250	1.500	9000	21600	15,5	0333706009
M 8	0,5 - 3,0	23,50	10,90	12,00	11,10	200	1.200	11200	36300	26,5	0333708011

