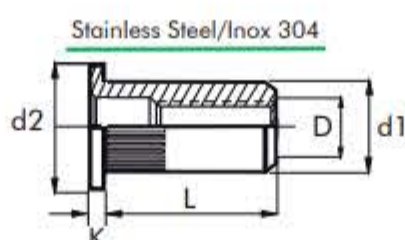
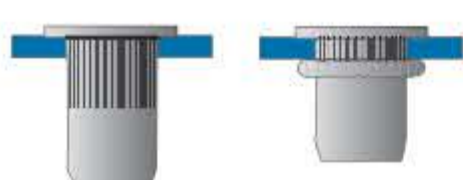


# STAINLESS STEEL

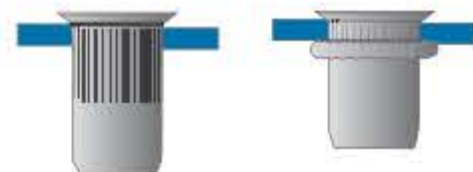
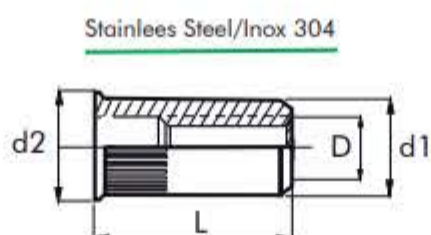
## GROOVED INSERT NUT Large head - open end



D	E MIN. mm MAX.	L Nominal mm	d1 Ø mm	d2 Ø mm	K mm	mm	PACKAGING		(N)	(N)	(Nm)	REFERENCE
							Inner	Outer				
M 4	0,5 - 2,0	9,50	5,90	9,00	1,00	6,10	500	4.000	5600	9100	6,4	0373104006
M 5	0,5 - 3,0	12,00	6,90	10,00	1,00	7,10	500	4.000	6800	15800	8,4	0373105007
	3,0 - 4,5	13,50										
M 6	0,5 - 3,0	14,50	8,90	13,00	1,50	9,10	250	2.000	9000	23800	26,7	0373106009
M 8	0,5 - 3,0	16,50	10,90	16,00	1,50	11,10	250	1.500	10600	40600	62,5	0373108011
	3,0 - 5,5	18,50										
M 10	1,0 - 3,5	19,00	12,90	17,00	2,00	13,10	150	900	11300	>49000	111,7	0373101013

## GROOVED INSERT NUT Reduced head - open end

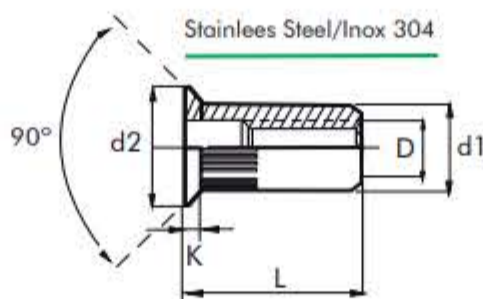
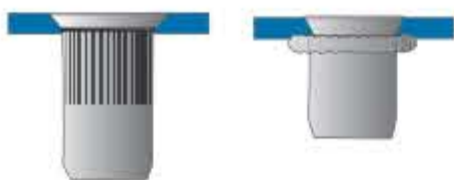
# STAINLESS STEEL



D	E MIN. mm MAX.	L Nominal mm	d1 Ø mm	d2 Ø mm	K mm	mm	PACKAGING		(N)	(N)	(Nm)	REFERENCE
							Inner	Outer				
M 3	0,25 - 2,0	9,75	4,90	6,00	5,10	500	4.000	2700	3100	2,3	0373203005	
M 4	0,5 - 2,0	10,50	5,90	7,00	6,10	500	4.000	4800	10300	5,5	0373204006	
M 5	0,5 - 3,0	12,00	6,90	8,00	7,10	500	4.000	7300	14300	8,6	0373205007	
M 6	0,5 - 3,0	14,50	8,90	10,00	9,10	500	3.000	9600	23700	14,7	0373206009	
M 8	0,5 - 3,0	16,50	10,90	12,00	11,10	250	1.500	11300	38600	20,0	0373208011	
M 10	1,0 - 3,5	19,00	12,90	14,20	13,10	150	900	13400	>49000	27,5	0373201013	

# STAINLESS STEEL

## GROOVED INSERT NUT Countersunk head - open end



D	E MIN. mm MAX.	L Nominal mm	d1 Ø mm	d2 Ø mm	K mm	mm	PACKAGING		(N)	(N)	(Nm)	REFERENCE
							Inner	Outer				
M 4	1,5 - 3,0	12,00	5,90	9,00	1,50	6,10	500	4.000	4900	9100	6,4	0373304006
M 5	1,5 - 4,0	13,00	6,90	9,60	1,50	7,10	500	4.000	6800	12800	8,4	0373305007
M 6	1,5 - 4,0	16,00	8,90	12,00	1,50	9,10	250	2.000	9000	21600	26,7	0373306009
M 8	1,5 - 4,0	18,50	10,90	13,50	1,50	11,10	250	1.500	12350	36300	34,5	0373308011

