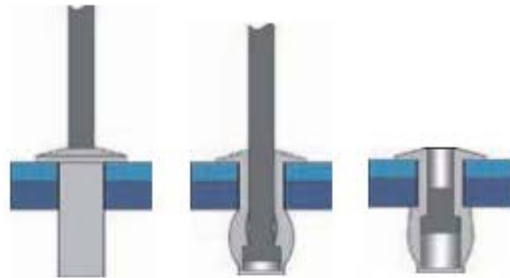


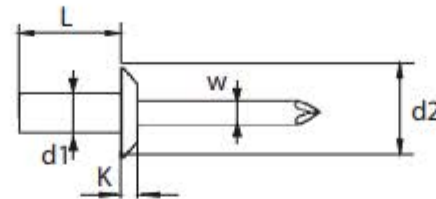
STAINLESS STEEL A2/STAINLESS STEEL A2

SEALED RIVET
Dome head


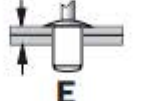




BODY: Stainless Steel /Inox 304

MANDREL: Stainless Steel /Inox 420



UNE - EN ISO 16585

d1 Ø mm	L Nominal mm	 mm	d2 Ø mm	K mm	W Ø mm	PACKAGING		 E mm	 (N)	 (N)	REFERENCE
						Inner	Outer				
3,2	8,0	3,30	6,50	1,00	1,90	500	4.000	1,5 - 3,0	2000	2200	01300003208
	9,5					500	4.000	1,5 - 4,5			01300003209
	12,0					500	4.000	5,0 - 6,5			01300003212
4,0	8,0	4,10	8,20	1,40	2,30	500	4.000	1,5 - 3,0	3000	3500	01300004008
	9,5					500	4.000	3,0 - 5,0			01300004009
	12,0					500	3.000	5,0 - 6,5			01300004012
	14,0					500	3.000	6,5 - 8,0			01300004014
	16,0					500	3.000	8,0 - 11,0			01300004016
4,8	9,5	4,90	9,80	1,70	2,90	500	3.000	1,0 - 4,0	4000	4400	01300004809
	12,0					500	3.000	4,0 - 6,0			01300004812
	13,0					250	2.000	5,0 - 7,0			01300004813
	15,0					250	2.000	5,0 - 9,0			01300004815
	16,0					250	2.000	6,0 - 10,0			01300004816
	17,0					250	2.000	10,0 - 12,0			01300004817
	18,0					250	1.500	11,0 - 13,0			01300004818
6,4	12,0	6,50	13,20	2,40	3,90	250	1.500	1,0 - 6,5	6000	8400	01300006412
	16,0					200	1.200	6,5 - 8,0			01300006416

Tests according to EN ISO 14589

