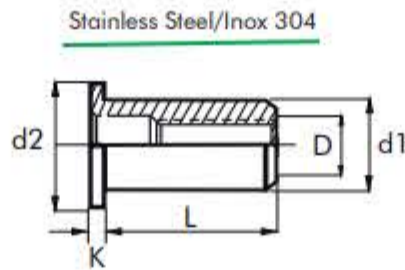
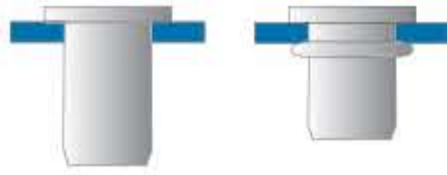
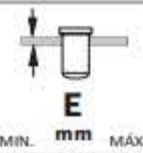

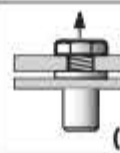
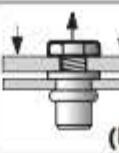
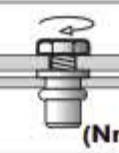


STAINLESS STEEL

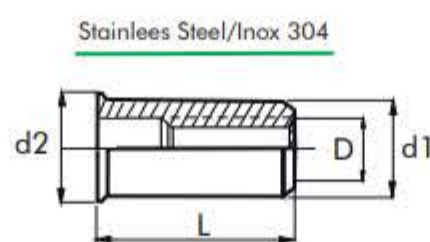
CYLINDRICAL INSERT NUT Large head - open end

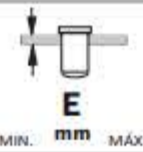

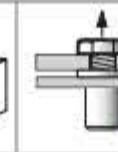
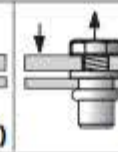
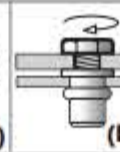


D	 E MIN. mm MAX.	L Nominal mm	d1 Ø mm	d2 Ø mm	K mm	 mm	PACKAGING		 (N)	 (N)	 (Nm)	REFERENCE
							Inner	Outer				
M 4	0,5 - 2,0	9,50	5,90	9,00	1,00	6,10	500	4.000	4900	10000	3,1	0303104006
M 5	0,5 - 3,0	12,00	6,90	10,00	1,00	7,10	500	4.000	6000	15800	6,9	0303105007
M 6	0,5 - 3,0	14,50	8,90	13,00	1,50	9,10	250	2.000	9000	21600	10,0	0303106009
M 8	0,5 - 3,0	16,50	10,90	15,00	1,50	11,10	250	1.500	12350	36300	19,3	0303108011

CYLINDRICAL INSERT NUT Reduced head - open end

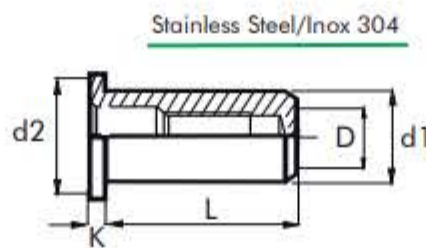
STAINLESS STEEL

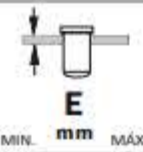

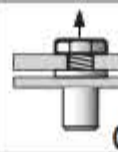
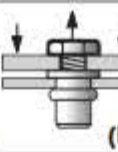
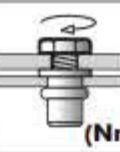


D	 E MIN. mm MAX.	L Nominal mm	d1 Ø mm	d2 Ø mm	K mm	 mm	PACKAGING		 (N)	 (N)	 (Nm)	REFERENCE
							Inner	Outer				
M 4	0,5 - 2,0	11,00	5,90	7,00	6,10	500	4.000	4900	10000	2,2	0303204006	
M 5	0,5 - 3,0	12,00	6,90	8,00	7,10	500	4.000	6000	15800	3,2	0303205007	
M 6	0,5 - 3,0	14,50	8,90	10,00	9,10	500	3.000	9000	21600	5,8	0303206009	
M 8	0,5 - 3,0	16,00	10,90	12,00	11,10	250	1.500	12350	36300	15,6	0303208011	

STAINLESS STEEL

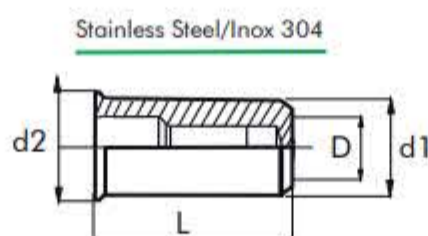
CYLINDRICAL INSERT NUT Large head - closed end

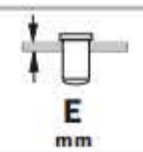
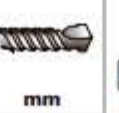
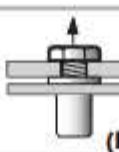
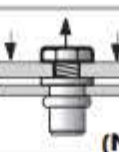
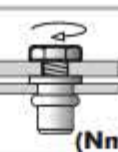


D	 E MIN. mm MAX.	L Nominal mm	d1 Ø mm	d2 Ø mm	K mm	 mm	PACKAGING		 (N)	 (N)	 (Nm)	REFERENCE
							Inner	Outer				
M 4	0,5 - 2,5	16,00	5,90	9,00	1,00	6,10	500	4.000	4900	10000	2,2	0303404006
M 5	0,5 - 3,0	18,00	6,90	10,00	1,00	7,10	500	3.000	6000	15800	3,2	0303405007
M 6	0,5 - 3,0	21,00	8,90	12,00	1,50	9,10	250	1.500	9000	21600	10,3	0303406009
M 8	0,5 - 3,0	23,50	10,90	14,00	1,50	11,10	150	900	12350	36300	15,6	0303408011

CYLINDRICAL INSERT NUT Reduced head - closed end

STAINLESS STEEL



D	 E mm	L Nominal mm	d1 Ø mm	d2 Ø mm	K mm	 mm	PACKAGING		 (N)	 (N)	 (Nm)	REFERENCE
							Inner	Outer				
M 4	0,5 - 3,0	16,00	5,90	7,00	6,10	500	4.000	4900	10000	2,2	0303704006	
M 5	0,5 - 3,0	18,00	6,90	8,00	7,10	500	3.000	6000	21600	3,2	0303705007	
M 6	0,5 - 3,0	21,00	8,90	10,00	9,10	250	1.500	9000	24300	10,3	0303706009	
M 8	0,5 - 3,0	23,50	10,90	12,00	11,10	250	1.500	12350	36300	15,6	0303708011	

