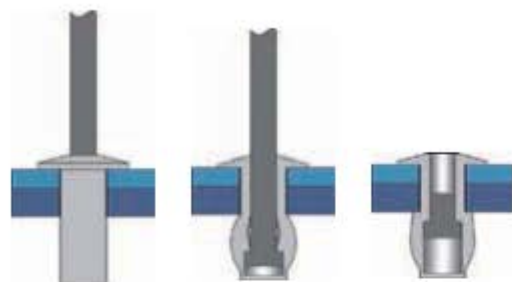


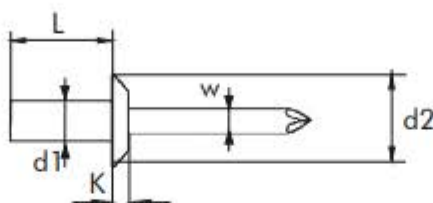
COPPER/STEEL


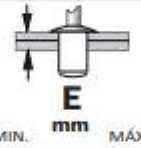


SEALED RIVET Dome head



BODY: Copper

MANDREL: Steel Lubricated



d1 Ø mm	L Nominal mm	 mm	d2 Ø mm	K mm	W Ø mm	PACKAGING		 E mm MIN. MAX.	 (N)	 (N)	REFERENCE
						Inner	Outer				
3,2	6,5	3,30	6,30	1,40	1,70	500	4.000	0,5 - 2,0	1250	1300	01320003206
	8,0					500	4.000	2,0 - 3,5			01320003208
	9,5					500	4.000	3,5 - 5,0			01320003209
	12,0					500	4.000	6,5 - 8,0			01320003212
4,0	8,0	4,10	8,00	1,40	2,20	500	4.000	0,5 - 3,5	2050	2900	01320004008
	10,0					500	4.000	3,0 - 5,0			01320004010
4,8	9,5	4,90	9,50	1,60	2,65	500	3.000	1,0 - 4,5	3350	3300	01320004809
	12,0					500	3.000	4,0 - 7,0			01320004812

Tests according to EN ISO 14589

