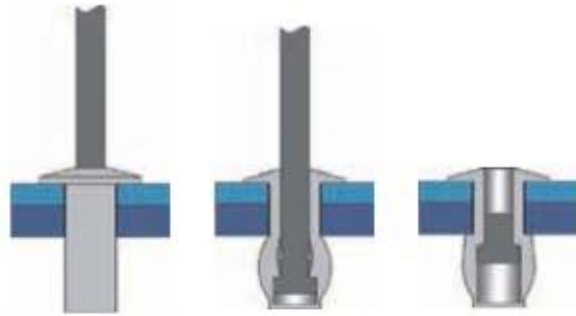


ALUMINIUM/STAINLESS STEEL

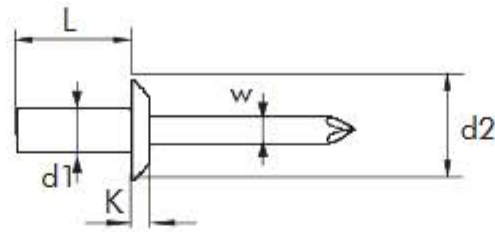
SEALED RIVET


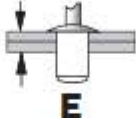




Dome head



BODY: Aluminium Al Mg 5

MANDREL: Stainless Steel/Inox 304



d1 Ø mm	L Nominal mm	 mm	d2 Ø mm	K mm	W Ø mm	PACKAGING		 E mm MIN. MÁX.	 (N)	 (N)	REFERENCE
						 Inner	 Outer				
3,2	6,5	3,30	6,40	1,00	1,70	500	4.000	0,5 - 2,0	1100	1450	01119003207
	8,0					500	4.000	2,0 - 3,5			01119003208
	9,5					500	4.000	3,5 - 5,0			01119003209
	12,5					500	4.000	6,5 - 8,0			01119003212
4,0	8,0	4,10	7,90	1,40	2,20	500	4.000	0,5 - 3,5	1600	2200	01119004008
	9,5					500	4.000	3,5 - 5,0			01119004010
	11,0					500	4.000	5,0 - 6,5			01119004011
	12,5					500	3.000	6,5 - 8,0			01119004013
4,8	8,0	4,90	9,30	1,70	2,65	500	3.000	0,5 - 3,5	2200	3100	01119004808
	9,5					500	3.000	3,5 - 5,0			01119004810
	11,0					500	3.000	5,0 - 6,5			01119004811
	13,0					250	2.000	6,5 - 8,0			01119004813
	14,5					250	2.000	8,0 - 9,5			01119004814
	16,0					250	2.000	9,5 - 11,0			01119004816
	18,0					250	1.500	11,0 - 13,0			01119004818
	21,0					250	1.500	13,0 - 16,0			01119004821
25,0					200	1.200	16,0 - 20,0			01119004825	

Tests according to EN ISO 14589

