

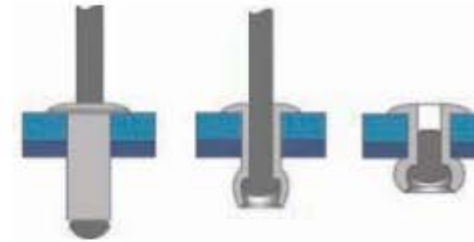
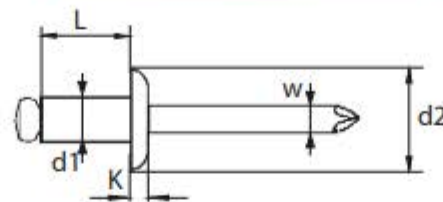
STANDARD RIVET

Dome head


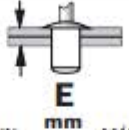




STAINLESS STEEL A4/STAINLESS STEEL A4

BODY: Stainless Steel/Inox 316

MANDREL: Stainless Steel/Inox 316



UNE - EN ISO 15983

d1 Ø mm	L Nominal mm	 mm	d2 Ø mm	K mm	W Ø mm	PACKAGING		 E mm MIN. MAX.	 (N)	 (N)	REFERENCE
						 Inner	 Outer				
3,2	6	3,30	6,40	1,00	2,10	500	4.000	0,5 - 3,0	1900	2500	01340003206
	8					500	4.000	3,0 - 5,0			01340003208
	10					500	4.000	5,0 - 6,5			01340003210
	12					500	4.000	6,5 - 8,5			01340003212
	15					500	4.000	8,5 - 12,0			01340003215
4,0	6	4,10	8,00	1,30	2,40	500	4.000	1,0 - 2,5	2700	3500	01340004006
	8					500	4.000	2,5 - 4,5			01340004008
	10					500	4.000	4,5 - 6,5			01340004010
	12					500	3.000	6,5 - 8,5			01340004012
	14					500	3.000	8,5 - 10,0			01340004014
	16					500	3.000	10,0 - 12,0			01340004016
	20					500	3.000	14,0 - 16,0			01340004020
4,8	8	4,90	9,00	1,60	3,10	500	3.000	2,0 - 4,0	4000	5000	01340004808
	10					500	3.000	4,0 - 6,0			01340004810
	12					250	2.000	6,0 - 8,0			01340004812
	14					250	2.000	8,0 - 9,5			01340004814
	16					250	2.000	9,5 - 11,0			01340004816
	18					250	1.500	11,0 - 13,0			01340004818
	20					250	1.500	13,0 - 16,0			01340004820
5,0	8	5,10	9,00	1,60	3,10	500	3.000	2,0 - 4,0	4700	5800	01340005008
	10					500	3.000	4,0 - 6,0			01340005010
	12					250	2.000	6,0 - 8,0			01340005012
	14					250	2.000	8,0 - 9,5			01340005014
	16					250	2.000	9,5 - 11,0			01340005016
	18					250	1.500	11,0 - 13,0			01340005018
	20					250	1.500	13,0 - 16,0			01340005020
	35					150	900	24,0 - 29,0			01340005035

Tests according to EN ISO 14589

