

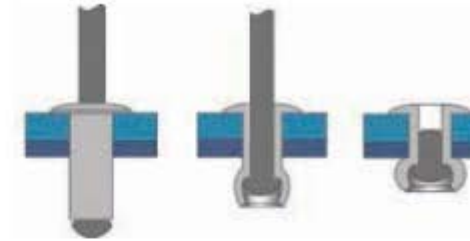
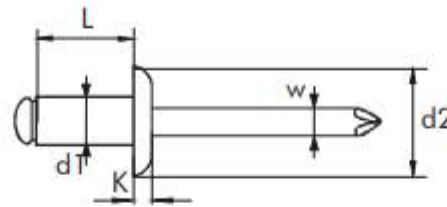
STANDARD RIVET

Dome head


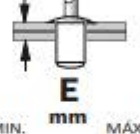




COPPER/STEEL



BODY: Copper
MANDREL: Steel Zincplated A1K



UNE - EN ISO 16582

d1 Ø mm	L Nominal mm	 mm	d2 Ø mm	K mm	W Ø mm	PACKAGING		 E MIN. mm MAX.	 (N)	 (N)	REFERENCE
						 Inner	 Outer				
3,0	6	3,10	6,00	1,00	1,80	500	4.000	2,0 - 3,0	760	950	01250003006
	8					500	4.000	3,0 - 5,0			01250003008
	10					500	4.000	5,0 - 7,0			01250003010
	12					500	4.000	7,0 - 9,0			01250003012
4,0	6	4,10	8,00	1,30	2,40	500	4.000	2,5 - 3,5	1500	1800	01250004006
	8					500	4.000	3,5 - 5,0			01250004008
	10					500	4.000	5,0 - 7,0			01250004010
	12					500	3.000	7,0 - 8,5			01250004012
	14					500	3.000	8,5 - 10,0			01250004014
	16					500	3.000	10,0 - 12,5			01250004016
4,8	8	4,90	9,50	1,40	2,93	500	3.000	2,5 - 4,0	2000	2500	01250004808
	10					500	3.000	4,0 - 6,0			01250004810
	12					500	3.000	6,0 - 8,0			01250004812
	14					250	2.000	8,0 - 10,0			01250004814
	16					250	2.000	10,0 - 12,0			01250004816

Tests according to EN ISO 14589

