

STANDARD RIVET

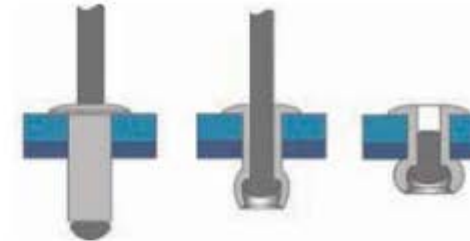
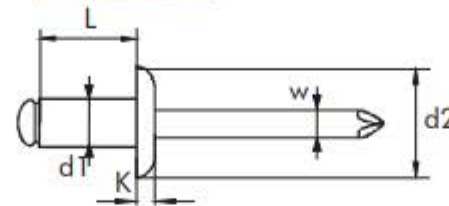
Dome head

COPPER/BRONZE


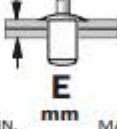






BODY: Copper

MANDREL: Bronze



UNE - EN ISO 16582

d1 Ø mm	L Nominal mm	 mm	d2 Ø mm	K mm	W Ø mm	PACKAGING		 MIN. mm MÁX.	 (N)	 (N)	REFERENCE
						 Inner	 Outer				
3,0	6	3,10	6,00	1,00	1,80	500	4.000	2,0 - 3,0	760	950	01400003006
	8					500	4.000	3,0 - 5,0			01400003008
	10					500	4.000	5,0 - 7,0			01400003010
	12					500	4.000	7,0 - 9,0			01400003012
3,2	6	3,30	6,40	1,00	2,00	500	4.000	2,0 - 3,0	800	1000	01400003206
	8					500	4.000	3,0 - 5,0			01400003208
	10					500	4.000	5,0 - 7,0			01400003210
	12					500	4.000	7,0 - 9,0			01400003212
4,0	6	4,10	8,00	1,30	2,40	500	4.000	2,5 - 3,5	1500	1800	01400004006
	8					500	4.000	3,5 - 5,0			01400004008
	10					500	4.000	5,0 - 7,0			01400004010
	12					500	3.000	7,0 - 8,5			01400004012
	14					500	3.000	8,5 - 10,0			01400004014
	16					500	3.000	10,0 - 12,5			01400004016

Tests accordina to EN ISO 14589

